



✉ [orecaloverseas@gmail.com](mailto:orecaloverseas@gmail.com)

✉ [Info@orecaloverseas.com](mailto:Info@orecaloverseas.com)

📞 [+91 88497 73194](tel:+918849773194)

🌐 [www.orecaloverseas.com](http://www.orecaloverseas.com)





*Resemblance of our tiles to natural stones is absolutely delightful.*

*"The marble type granular or vein like structure is not limited to surface, but goes to the depth of the total cross section of tile."*

*it can be ground or cut or chamfered and yet the granular beauty will unveil its glory to the fullest.*

 9mm thickness



**FLEXURAL RESISTANCE**  
RESISTENCIA A LA FLEXION



**FROST PROOF**  
RESISTENCIA A LA HELADA



**WEAR RESISTANCE**  
RESISTENCIA AL DESGASTE



**SCRATCH RESISTANCE**  
RESISTENCIA AL RAYADO



**THERMIC IMPACT RESISTANCE**  
RESISTENCIA AL CHOQUE TERMICO



**SLIP RESISTANCE**  
RESISTENCIA AL DESLIZAMIENTO



**STAIN RESISTANCE**  
RESISTENCIA A LAS MANCHAS



**CHEMICAL RESISTANCE**  
RESISTENCIA QUIMICA



**ABSORPTION RESISTANCE**  
RESISTENCIA A LA ABSORCION



**EASY TO CLEAN**  
FACIL LIMPIEZA



**EASY TO INSTALL**  
FACIL COLOCACION



**ECOLOGICAL**  
ECOLOGICO



Exterior Building Facades

an  
impeccable  
marble look  
& feeling

800x  
1600  
mm  
80x160cm

1200x  
1200  
mm  
120x120cm

600x  
1200  
mm  
60x120cm

Formats





**ASTRA BLANC**

800 X 1600 MM, SATIN,







**ASTRA GREY**

800 X 1600 MM, SATIN,






**CEMENTO GREY**

800 X 1600 MM, SATIN,





**CEMENTO WHITE**

800 X 1600 MM, SATIN,







**CEMENTO BEIGE**

800 X 1600 MM, SATIN,








**CUBIX BEIGE**

800 X 1600 MM, SATIN,





**CUBIX BIANCO**

800 X 1600 MM, SATIN,








**GALACTIC BROWN**

800 X 1600 MM, SATIN,






**GALACTIC CREMA**


800 X 1600 MM, SATIN,







**GALACTIC GREY**  
800 X 1600 MM, SATIN,



**GRANITE BEIGE**

800 X 1600 MM, SATIN,








**GRANITE BROWN**

800 X 1600 MM, SATIN,





**GRANITE CREMA**

800 X 1600 MM, SATIN,








**GRANITE GREY**

800 X 1600 MM, SATIN,





**GRANITE WHITE**

800 X 1600 MM, SATIN,







**LECCI BROWN**

800 X 1600 MM, SATIN,






LECCI GREY

800 X 1600 MM, SATIN,








**MELT ASH**

800 X 1600 MM, SATIN,









**MELT COTTO**

800 X 1600 MM, SATIN,







**MELT GREY**

800 X 1600 MM, SATIN,






**MOZECO GREY**

800 X 1600 MM, SATIN,








**MURANO BEIGE**

800 X 1600 MM, SATIN,







**MURANO GREY**

800 X 1600 MM, SATIN,







**ROAST CREMA**

800 X 1600 MM, SATIN,





**ROAST GREY**

800 X 1600 MM, SATIN,








**ROAST BEIGE**

800 X 1600 MM, SATIN,





**SAHARA BEIGE**

800 X 1600 MM, SATIN,







**SAHARA BROWN**

800 X 1600 MM, SATIN,





**SAHARA GREY**

800 X 1600 MM, SATIN,









**SAHARA GRIS**

800 X 1600 MM, SATIN,







**SENSTO BEIGE**

800 X 1600 MM, SATIN,









**SENSTO BROWN**

800 X 1600 MM, SATIN,








**SENSTO GREY**

800 X 1600 MM, SATIN,







**SENSTO GRIS**

800 X 1600 MM, SATIN,





**SLATE BROWN**  
800 X 1600 MM, SATIN,







**SLATE BIANCO**

800 X 1600 MM, SATIN,








**SLATE BLACK**

800 X 1600 MM, SATIN,







**SLATE GREY**

800 X 1600 MM, SATIN,





**TACO BRUNO**

800 X 1600 MM, SATIN,







**TACO CHARCOAL**

800 X 1600 MM, SATIN,



## TECHNICAL SPECIFICATIONS

CHARACTERISTICS	STANDARD AS PER ISO-13006/EN14411 GROUP B1A	MEAN VALUE OF SEPIONE TILES	MEAN VALUE OF SEPIONE TILES	TEST METHOD
<b>REGULATORY PROPERTIES</b>				
Deviation in length & width	±0.5 %	±0.1 %	±0.1 %	ISO-10545-2
Deviation in thickness	±5.0 %	±4.0 %	±4.0 %	ISO-10545-2
Straightness in side	±0.5 %	±0.1 %	±0.1 %	ISO-10545-2
Rectangularity	±0.6 %	±0.1 %	±0.1 %	ISO-10545-2
Surface flatness	±0.5 %	±0.2 %	±0.2 %	ISO-10545-2
Color difference	Unaltered	No change	No change	ISO-10545-16
Glossiness	As per mfg.	Min. 90	Min.10	GLOSSOMETER
<b>SURFACE MECHANICAL PROPERTIES</b>				
Water absorption	< 0.50 %	< 0.20 %	< 0.20 %	ISO-10545-3
Apparent density	> 2.0 g/cc	> 2.10 g/cc	> 2.10 g/cc	DIN 51082
<b>MASSIVE MECHANICAL PROPERTIES</b>				
Modulus of rupture	Min. 35 N/mm <sup>2</sup>	Min. 40 N/mm <sup>2</sup>	Min. 40 N/mm <sup>2</sup>	ISO-10545-4
Breaking strength	Min. 1300 N	Min. 2000 N	Min. 2000 N	ISO-10545-4
Impact resistance	As per mfg.	Min. 0.55	Min. 0.55	ISO-10545-5
<b>SURFACE MECHANICAL PROPERTIES</b>				
Surface abrasion resistance	As per mfg.	Min. Class-3	Min. Class-4	ISO-10545-7
MOH's hardness	As per mfg.	Min. 4	Min. 5	EN 101
<b>THERMO HYDROMETRIC PROPERTIES</b>				
Frost resistance	No damage	No damage	No damage	ISO-10545-12
Thermal shock resistance	No damage	No damage	No damage	ISO-10545-9
Moisture expansion	Nil	Nil	Nil	ISO-10545-10
Thermal expansion (COE)	Max. 9.0x10 <sup>-6</sup>	Max. 6.5x10 <sup>-6</sup>	Max. 6.5x10 <sup>-6</sup>	ISO-10545-8
Crazing resistance	As per mfg.	Min. 10 Cycle	Min. 10 Cycle	ISO-10545-11
<b>CHEMICAL PROPERTIES</b>				
Chemical resistance	No damage	No damage	No damage	ISO-10545-13
Stain resistance	Resistant	Resistant	Resistant	ISO-10545-14
<b>SAFETY PROPERTIES</b>				
Slip resistance	As per mfg.	> 0.40	> 0.40	ISO-10545-17
Fire resistance	As per mfg.	Fireproof	Fireproof	N. A.
Lead & Cadmium given off by glazed tiles	As per mfg.	Doesn't yield Pb & Cd	Doesn't yield Pb & Cd	ISO-10545-15

## PACKING DETAILS

Size	Thickness (approx <sup>1</sup> )	Pieces / Box	Area / Box (approx <sup>1</sup> )	Weight / Box (approx <sup>1</sup> )	
800X1600MM	9MM	2 pcs.	2.56 sq. mtr.	27.55 sq.ft.	54 kgs.